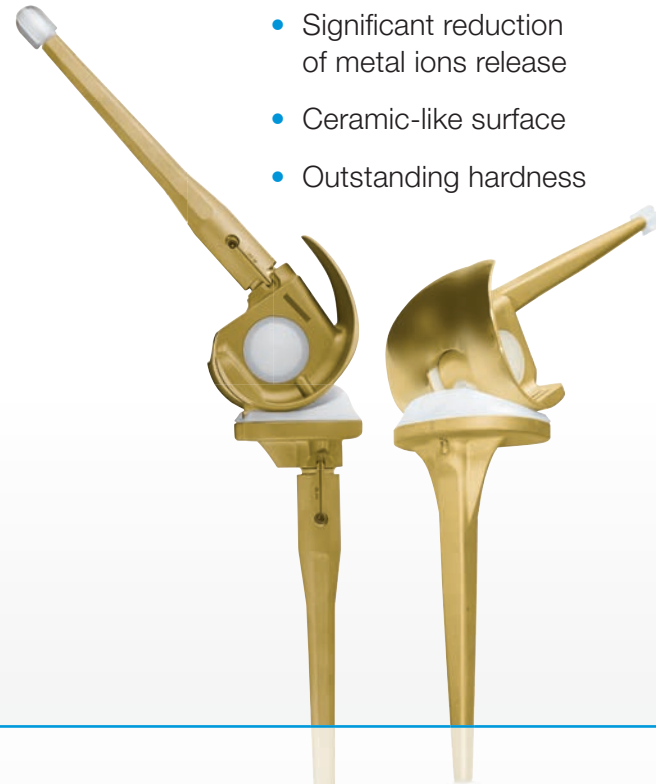


» Simplicity is the ultimate sophistication «


Leonardo Da Vinci



- Significant reduction of metal ions release
- Ceramic-like surface
- Outstanding hardness


### LINK PorEx Technology

For metal sensitive patients<sup>14</sup>



### Endo-Model Knee System

» Simplicity is the ultimate sophistication «



### Endo-Model Knee System

- **PROVEN** over 30 years<sup>1,2</sup>
- **PERFORMANCE** powered by motion<sup>3</sup>
- **TRUSTED** solution<sup>1,4,5</sup>

#### Literature

- Petrou et al., Medium-term results with primary cemented rotating-hinge total knee replacement - A 7- to 15- years follow-up, The Journal of Bone & Joint Surgery (Br), 2004
- Nieder et al., Mid-term results of 1837 cases at primary knee arthroplasty follow-up period 2-12 years (mean 6.6 years), Scientific Exhibition: 20<sup>th</sup> SICOT World Congress, 1996
- Engelbrecht et al., Die Rotationsendoprothese des Kniegelenks, Springer Verlag, 1984
- Bistolli et al., Endo-Model rotating-hinge total knee for revision total knee arthroplasty, Orthopaedics, 2013
- Sanguineti et al., Total knee arthroplasty with rotating-hinge Endo-Model® prosthesis: clinical results in complex primary and revision surgery, Arch. Orthop Trauma Surg, 2014
- Mavrodontidis et al., Application of the Endo-Model rotating hinge knee prosthesis for knee osteoarthritis, Journal of Surgical Orthopaedic Advances, 2008
- Gehrke et al., The role of hinges in primary total knee replacement, The Bone & Joint Journal, 2014
- Argenson et al., Total knee arthroplasty in femorotibial instability, Orthopäde S45-47, 2000
- Lazano, Better outcomes in severe and morbid obese patients (BMI>35kg/m<sup>2</sup>) in primary Endo-Model® rotating-hinge total knee arthroplasty, The Scientific World Journal, 2012
- Bistolli et al., Results with the Endo-Model® rotating hinged knee prosthesis after 18 years of follow-up, University of Turin: Department of Orthopaedics and Traumatology
- Siegel et al., Primary arthroplasty of infected hips and knees in special cases using antibiotic-loaded bone-cement for fixation, The Journal of Arthroplasty Vol. 16 No. 8, 2001
- Dae Kyung Bae et al., Long-Term Outcome of Total Knee Arthroplasty in Charcot Joint: A 10- to 22-Year Follow-up, THE JOURNAL OF Arthroplasty, 2009
- Atrey et al., A 3 year minimum follow-up of endoprosthesis replacement for distal femoral fractures - an alternative treatment option, Journal of Orthopaedics, 2017
- Bader et al., Alternative Werkstoffe und Lösungen in der Knieendoprothetik für Patienten mit Metallallergie, Springer Der Orthopädie 2008
- Felli et al., The Endo-Model® rotating hinge for rheumatoid knees, Orthopäde, 2016.
- Autorino et al., Proprioception before and after total knee replacement. Comparison of posterior stabilized and rotational hinged knee, DKOU 2016

Waldemar Link GmbH & Co. KG  
 Barkhausenweg 10 · 22339 Hamburg / Tel. +49 (0)40 53995-0 · info@linkkh.de  
 www.linkorthopaedics.com

710\_Endo-Model\_Teaserflyer\_en\_2019-09\_002

Proven  
 Performance  
 Trusted

- Outstanding long-term results<sup>1,6,7</sup>
- Physiological kinematics<sup>3,4,8</sup>
- Comprehensive portfolio incl. cemented and pressfit stems



## Endo-Model Knee System Design Philosophy



## Proven



## Performance



## Trusted

### Reliable anchorage<sup>1,9</sup>

- Straight forward procedure<sup>2,10</sup>
- Intercondylar and intramedullary fixation<sup>1,9</sup>
- Effective PJI treatment\*<sup>11</sup>



### 30 years of proven history<sup>1,2</sup>

- Unparalleled survival rate<sup>6,7</sup>
- The most used Rotating Hinge Knee\*\*
- Unchanged core design<sup>3</sup>



\*\* NJR 2017 Report

\* when used with antibiotic-loaded bone cement

### Powered by motion<sup>3</sup>

- Rapid recovery with reduced physiotherapy<sup>8</sup>
- Rotating hinge fully stable in extension<sup>3</sup>
- Improved proprioception in patients with greater deformity<sup>16</sup>



### Solution

- Forgiving solution\*\*\*
- Intrinsic stability with excellent kinematic function<sup>1,5,13,15</sup>
- Multiple options and intraoperative flexibility



\*\*\* DirectLINK September, 2014